

(1) (a) Statement showing Shareholding Pattern


Name of the Company : JOLLY PLASTIC INDUSTRIES LIMITED

Scrip Code : 507968

Scrip ID: JOLYPLS

Class of Security : Equity Share

Quarter Ended : 30th September 2015

| Partly paid-up shares : | No. of partly paid up shares | As a % of total no. of partly paid-up shares | As a % of total no. of shares of the Company |
|---|--------------------------------------|--|---|
| Held by Promoter / Promoters Group | NIL | N.A. | N.A. |
| Held by Public | NIL | N.A. | N.A. |
| Total | NIL | N.A. | N.A. |
| Outstanding convertible securities : | No. of outstanding securities | As a % of total no. of outstanding convertible securities | As a % of total no. of shares of the Company, assuming full conversion of the convertible securities |
| Held by Promoter / Promoters Group | NIL | N.A. | N.A. |
| Held by Public | NIL | N.A. | N.A. |
| Total | NIL | N.A. | N.A. |
| Warrants : | No. of warrants | As a % of total no. of warrants | As a % of total no. of shares of the Company, assuming full conversion of warrants |
| Held by Promoter / Promoters Group | NIL | N.A. | N.A. |
| Held by Public | NIL | N.A. | N.A. |
| Total | NIL | N.A. | N.A. |
| Total paid up capital of the Company | | Rs. 66,764,000 | |
| assuming full conversion of warrants and convertible securities | | (divided into 66,76,400 Equity Shares of Rs. 10/- each) |  |


| | | Statement Showing Shareholding Pattern | | | | | | |
|-----------------------|---|--|------------------------|--|---------------------------------------|-----------------------|------------------|-----------------------------|
| Name of the Company : | | JOLLY PLASTIC INDUSTRIES LIMITED | | | | | | |
| Scrip Code : 507968 | | Quarter Ended : 30th September 2015 | | | | | | |
| | | Table (I)(a) | | | | | | |
| Category code | Category of Shareholder | Number of Shareholders | Total number of shares | Number of shares held in dematerialized form | Total shareholding as a | | Number of shares | Shares Pledged or otherwise |
| | | | | | As a percentage of (A+B) ¹ | percentage of (A+B+C) | | |
| (A) | Shareholding of Promoter and Promoter Group ² | | | | | | | |
| 1 | Indian | | | | | | | |
| (a) | Individuals/ Hindu Undivided Family | 3 | 3000 | 0 | 0.04 | 0.04 | 0 | 0.00 |
| (b) | Central Government/ State Government(s) | 0 | 0 | 0 | 0.00 | 0.00 | 0 | 0.00 |
| (c) | Bodies Corporate | 0 | 0 | 0 | 0.00 | 0.00 | 0 | 0.00 |
| (d) | Financial Institutions/ Banks | 0 | 0 | 0 | 0.00 | 0.00 | 0 | 0.00 |
| (e) | Any Others(Specify) | 0 | 0 | 0 | 0.00 | 0.00 | 0 | 0.00 |
| (e-i) | | | | | | | | |
| (e-ii) | | | | | | | | |
| | Sub Total(A)(1) | 3 | 3000 | 0 | 0.04 | 0.04 | 0 | 0.00 |
| 2 | Foreign | | | | | | | |
| a | Individuals (Non-Residents Individuals/ Foreign Individuals) | 0 | 0 | 0 | 0.00 | 0.00 | 0 | 0.00 |
| b | Bodies Corporate | 0 | 0 | 0 | 0.00 | 0.00 | 0 | 0.00 |
| c | Institutions | 0 | 0 | 0 | 0.00 | 0.00 | 0 | 0.00 |
| d | Any Others(Specify) | 0 | 0 | 0 | 0.00 | 0.00 | 0 | 0.00 |
| d-i | | | | | | | | |
| d-ii | | | | | | | | |
| | Sub Total(A)(2) | 0 | 0 | 0 | 0.00 | 0.00 | 0 | 0.00 |
| | Total Shareholding of Promoter and Promoter Group (A) = (A)(1)+(A)(2) | 3 | 3000 | 0 | 0.04 | 0.04 | 0 | 0.00 |



| (B) | Public shareholding | | | | | | | | | | | | | | | | | | |
|---------|---|------|---------|---------|--------|--------|------|------|---|---|------|---|------|---|------|--|--|--|--|
| 1 | Institutions | | | | | | | | | | | | | | | | | | |
| (a) | Mutual Funds/ UTI | 0 | 0 | 0 | 0 | 0 | 0.00 | 0.00 | 0 | 0 | 0.00 | 0 | 0.00 | 0 | 0.00 | | | | |
| (b) | Financial Institutions / Banks | 0 | 0 | 0 | 0 | 0 | 0.00 | 0.00 | 0 | 0 | 0.00 | 0 | 0.00 | 0 | 0.00 | | | | |
| (c) | Central Government/ State Government(s) | 0 | 0 | 0 | 0 | 0 | 0.00 | 0.00 | 0 | 0 | 0.00 | 0 | 0.00 | 0 | 0.00 | | | | |
| (d) | Venture Capital Funds | 0 | 0 | 0 | 0 | 0 | 0.00 | 0.00 | 0 | 0 | 0.00 | 0 | 0.00 | 0 | 0.00 | | | | |
| (e) | Insurance Companies | 0 | 0 | 0 | 0 | 0 | 0.00 | 0.00 | 0 | 0 | 0.00 | 0 | 0.00 | 0 | 0.00 | | | | |
| (f) | Foreign Institutional Investors | 0 | 0 | 0 | 0 | 0 | 0.00 | 0.00 | 0 | 0 | 0.00 | 0 | 0.00 | 0 | 0.00 | | | | |
| (g) | Foreign Venture Capital Investors | 0 | 0 | 0 | 0 | 0 | 0.00 | 0.00 | 0 | 0 | 0.00 | 0 | 0.00 | 0 | 0.00 | | | | |
| (h) | Any Other (specify) | 0 | 0 | 0 | 0 | 0 | 0.00 | 0.00 | 0 | 0 | 0.00 | 0 | 0.00 | 0 | 0.00 | | | | |
| (h-i) | | | | | | | | | | | | | | | | | | | |
| (h-ii) | | | | | | | | | | | | | | | | | | | |
| | Sub-Total (B)(1) | 0 | 0 | 0 | 0 | 0 | 0 | 0 | 0 | 0 | 0 | 0 | 0 | 0 | 0 | | | | |
| B 2 | Non-institutions | | | | | | | | | | | | | | | | | | |
| (a) | Bodies Corporate | 52 | 3241150 | 3233750 | 48.55 | 48.55 | 0 | 0 | 0 | 0 | 0.00 | 0 | 0.00 | 0 | 0.00 | | | | |
| (b) | Individuals | | | | | | | | | | | | | | | | | | |
| | Individuals -i. Individual shareholders holding nominal share capital up to Rs 1 lakh | | | | | | | | | | | | | | | | | | |
| I | | 6148 | 908800 | 102350 | 13.61 | 13.61 | 0 | 0 | 0 | 0 | 0.00 | 0 | 0.00 | 0 | 0.00 | | | | |
| II | ii. Individual shareholders holding nominal share capital in excess of Rs. 1 lakh. | | | | | | | | | | | | | | | | | | |
| (c) | Any Other (specify) | 45 | 2322350 | 2122350 | 34.78 | 34.78 | 0 | 0 | 0 | 0 | 0.00 | 0 | 0.00 | 0 | 0.00 | | | | |
| (c-i) | Clearing House/Public Trust | 0 | 0 | 0 | 0.00 | 0.00 | 0 | 0 | 0 | 0 | 0.00 | 0 | 0.00 | 0 | 0.00 | | | | |
| (c-ii) | corporate Bodies-OCB | 0 | 0 | 0 | 0.00 | 0.00 | 0 | 0 | 0 | 0 | 0.00 | 0 | 0.00 | 0 | 0.00 | | | | |
| (c-iii) | Intermediary/ Other Depository A/c | 0 | 0 | 0 | 0.00 | 0.00 | 0 | 0 | 0 | 0 | 0.00 | 0 | 0.00 | 0 | 0.00 | | | | |
| (c-iv) | Hindu Undivided Family | 10 | 201100 | 201000 | 3.01 | 3.01 | 0 | 0 | 0 | 0 | 0.00 | 0 | 0.00 | 0 | 0.00 | | | | |
| (c-v) | Clearing Members/House | 0 | 0 | 0 | 0.00 | 0.00 | 0 | 0 | 0 | 0 | 0.00 | 0 | 0.00 | 0 | 0.00 | | | | |
| (c-vi) | Qualified Foreign Investor- Individual | 0 | 0 | 0 | 0.00 | 0.00 | 0 | 0 | 0 | 0 | 0.00 | 0 | 0.00 | 0 | 0.00 | | | | |
| (c-vii) | Qualified Foreign Investor- Corporate | 0 | 0 | 0 | 0.00 | 0.00 | 0 | 0 | 0 | 0 | 0.00 | 0 | 0.00 | 0 | 0.00 | | | | |
| | Sub-Total (B)(2) | 6255 | 6673400 | 5659450 | 99.96 | 99.96 | 0 | 0 | 0 | 0 | 0.00 | 0 | 0.00 | 0 | 0.00 | | | | |
| (B) | Total Public Shareholding (B)= (B)(1)+(B)(2) | 6255 | 6673400 | 5659450 | 99.96 | 99.96 | 0 | 0 | 0 | 0 | 0.00 | 0 | 0.00 | 0 | 0.00 | | | | |
| | TOTAL (A)+(B) | 6258 | 6676400 | 5659450 | 100.00 | 100.00 | 0 | 0 | 0 | 0 | 0.00 | 0 | 0.00 | 0 | 0.00 | | | | |



| | | | | | | | | | | |
|-----|--|-------|------|---------|---------|--------|--------|---|------|--|
| | | | | | | | | | | |
| (C) | Shares held by Custodians and against Depository Receipts have been issued | which | | | | \$ | | | | |
| | | | 0 | 0 | 0 | 0.00 | 0.00 | 0 | 0.00 | |
| | GRAND TOTAL (A)+(B)+(C) | | 6258 | 6676400 | 5659450 | 100.00 | 100.00 | 0 | 0.00 | |



For Jolly Plastic Industries Ltd.


(l)(b) Statement showing Shareholding of persons belonging to the category "Promoter and Promoter Group"

| Sr. No. | Name of the shareholder | Total shares held | | Shares pledged or otherwise encumbered | |
|--------------|-----------------------------|-----------------------|---------------------------------------|--|--|
| | | Number of shares held | As a % of grand total (A) + (B) + (C) | Number | As a percentage (A)+(B)+(C) of sub-clause (l)(a) |
| 1 | HARHSABEN ARVINDKUMAR PATEL | 1000 | 0.01 | 0 | 0.00 |
| 2 | DHARMESH ARVINDBHAI PATEL | 1000 | 0.01 | 0 | 0.00 |
| 3 | ARVIND KUMAR M PATEL | 1000 | 0.01 | 0 | 0.00 |
| TOTAL | | 3000 | 0.03 | 0 | 0.00 |




Statement showing holding of securities (including shares, warrants, convertible securities) of persons belonging to the category "Public" and holding more than 1% of the total number of shares

| Sr. No. | Name of the shareholder | Number of shares held | Shares as a percentage of total number of shares i.e., Grand Total (A)+(B)+(C) indicated in Statement at para (1)(a) above} | Details of warrants | | Details of convertible securities | | Total shares (including underlying shares assuming full conversion of warrants and convertible securities) as a % of diluted share capital |
|---------|--|-----------------------|---|-------------------------|---|---------------------------------------|--|--|
| | | | | Number of warrants held | As a % total number of warrants of the same class | Number of convertible securities held | % w.r.t total number of convertible securities of the same class | |
| 1 | SOUTH ASIAN STOCKS LIMITED | 850400 | 12.74 | 0 | 0 | 0 | 0 | 0 |
| 2 | STEADY CAPITAL ADVISORY SERVICES PRIVATE LIMITED | 339000 | 5.08 | 0 | 0 | 0 | 0 | 0 |
| 3 | SVAM SOFTWARE LTD | 332200 | 4.98 | 0 | 0 | 0 | 0 | 0 |
| 4 | SURE PORTFOLIO SERVICES PRIVATE LIMITED | 326205 | 4.89 | 0 | 0 | 0 | 0 | 0 |
| 5 | SHIV KUMAR | 273500 | 4.10 | 0 | 0 | 0 | 0 | 0 |
| 6 | ABHINAV LEASING & FINANCE LIMITED | 270200 | 4.05 | 0 | 0 | 0 | 0 | 0 |
| 7 | SUSHIL KUMAR | 259500 | 3.89 | 0 | 0 | 0 | 0 | 0 |
| 8 | SURYA MEDI TECH LIMITED | 243200 | 3.64 | 0 | 0 | 0 | 0 | 0 |
| 9 | SHRIDHAR FINANCIAL SERVICES LTD. | 145800 | 2.18 | 0 | 0 | 0 | 0 | 0 |
| 10 | RAGHAV BAHL | 127800 | 1.91 | 0 | 0 | 0 | 0 | 0 |
| 11 | RAGHAV BAHL | 122500 | 1.83 | 0 | 0 | 0 | 0 | 0 |
| 12 | VERTEX DRUGS PRIVATE LIMITED | 121000 | 1.81 | 0 | 0 | 0 | 0 | 0 |
| 13 | ARVINDER SINGH PASRICHA | 120800 | 1.81 | 0 | 0 | 0 | 0 | 0 |
| 14 | OCEAN SHARE BROKERS PRIVATE LIMITED | 117000 | 1.75 | 0 | 0 | 0 | 0 | 0 |
| 15 | MUKESH KUMAR GOSWAMI | 100000 | 1.50 | 0 | 0 | 0 | 0 | 0 |
| 16 | BADAL MAHESHWARI | 100000 | 1.50 | 0 | 0 | 0 | 0 | 0 |
| 17 | SUBODH KUMAR MAHESHWARI | 100000 | 1.50 | 0 | 0 | 0 | 0 | 0 |
| 18 | ONKAR SINGH PASRICHA | 94800 | 1.42 | 0 | 0 | 0 | 0 | 0 |
| 19 | SHANTI LAL PORWAL | 86100 | 1.29 | 0 | 0 | 0 | 0 | 0 |
| 20 | WOODLIGHT INFRABUILD PVT. LTD. | 81100 | 1.21 | 0 | 0 | 0 | 0 | 0 |
| 21 | CHRISHMATIC DEVELOPERS PVT. LTD. | 79500 | 1.19 | 0 | 0 | 0 | 0 | 0 |
| 22 | SHERUL PORWAL | 76600 | 1.15 | 0 | 0 | 0 | 0 | 0 |
| 23 | SUMIT KUMAR AGARWAL | 71600 | 1.07 | 0 | 0 | 0 | 0 | 0 |
| 24 | SHIV KUMAR GUPTA | 69000 | 1.03 | 0 | 0 | 0 | 0 | 0 |
| | TOTAL | 4507805 | 67.52 | 0 | 0 | 0 | 0 | 0 |




(1)(c)(ii) Statement showing holding of securities (including shares, warrants, convertible securities) of persons (together with PAC) belonging to the category "Public" and holding more than 5% of the total number of shares of the company

| Sr. No. | Name(s) of the shareholder(s) and the Persons Acting in Concert (PAC) with them | Number of shares | Shares as a percentage of total number of shares {i.e., Grand Total (A)+(B)+(C) indicated in Statement at para (1)(a) above} | Details of warrants | | Details of convertible securities | | Total shares (including underlying shares assuming full conversion of warrants and convertible securities) as a % of diluted share capital |
|---------|---|-------------------|---|---------------------|---|---------------------------------------|--|--|
| | | | | Number of warrants | As a % total number of warrants of the same class | Number of convertible securities held | % w.r.t total number of convertible securities of the same class | |
| 1 | SOUTH ASIAN STOCKS LIMITED | 850400.00 | 12.74 | 0 | 0 | 0 | 0 | 0 |
| 2 | STEADY CAPITAL ADVISORY SERVICES PRIVATE LIMITED | 339000.00 | 5.08 | 0 | 0 | 0 | 0 | 0 |
| | TOTAL | 1189400.00 | 17.82 | 0 | 0 | 0 | 0 | 0 |



(l)(d) Statement showing details of locked-in shares

| Sr. No. | Name of the shareholder | Number of locked-in shares | Locked-in shares as a percentage of total number of shares {i.e., Grand Total (A)+(B)+(C) indicated in Statement at para (l)(a) above} |
|---------|-------------------------|----------------------------|--|
| 1 | NIL | NIL | NIL |
| | TOTAL | NIL | NIL |



(11)(a) Statement showing details of Depository Receipts (DRs)

| Sr. No. | Type of outstanding DR (ADRs, GDRs, SDRs, etc.) | Number of outstanding DRs | Number of shares underlying outstanding DRs | Shares underlying outstanding DRs as a percentage of total number of shares {i.e., Grand Total (A)+(B)+(C) indicated in Statement at para (1)(a) above} |
|--------------|---|---------------------------|---|---|
| 1 | NOT APPLICABLE | 0 | 0 | 0.00 |
| TOTAL | | 0 | 0 | 0.00 |

(11)(b) Statement showing holding of Depository Receipts (DRs), where underlying shares held by "promoter/promoter group" are in excess of 1% of the total number of shares

| Sr. No. | Name of the DR Holder | Type of outstanding DR (ADRs, GDRs, SDRs, etc.) | Number of shares underlying outstanding DRs | Shares underlying outstanding DRs as a percentage of total number of shares {i.e., Grand Total (A)+(B)+(C) indicated in Statement at para (1)(a) above} |
|--------------|-----------------------|---|---|---|
| 1 | NOT APPLICABLE | 0 | 0 | 0.00 |
| TOTAL | | 0 | 0 | 0.00 |

For Jolly Plastics Industries Ltd.

