

(1) (a) Statement showing Shareholding Pattern

Name of the Company : JOLLY PLASTIC INDUSTRIES LIMITED

Scrip Code : 507968

Scrip ID:JOLYPLS


Class of Security : Equity Share

Quarter Ended : 31st March 2014


Partly paid-up shares :	No. of partly paid up shares	As a % of total no. of partly paid-up shares	As a % of total no. of shares of the Company
Held by Promoter / Promoters Group	NIL	N.A.	N.A.
Held by Public	NIL	N.A.	N.A.
Total	NIL	N.A.	N.A.
Outstanding convertible securities :	No. of outstanding securities	As a % of total no. of outstanding convertible securities	As a % of total no. of shares of the Company, assuming full conversion of the convertible securities
Held by Promoter / Promoters Group	NIL	N.A.	N.A.
Held by Public	NIL	N.A.	N.A.
Total	NIL	N.A.	N.A.
Warrants :	No. of warrants	As a % of total no. of warrants	As a % of total no. of shares of the Company, assuming full conversion of warrants
Held by Promoter / Promoters Group	NIL	N.A.	N.A.
Held by Public	NIL	N.A.	N.A.
Total	NIL	N.A.	N.A.

Total paid up capital of the Company
assuming full conversion of warrants
and convertible securities

Rs. 66,764,000
(divided into 66,76,400 Equity
Shares of Rs. 10/- each)



		Statement Showing Shareholding Pattern					
		JOLLY PLASTIC INDUSTRIES LIMITED					
		Quarter Ended : 31st March 2014					
		Table (I)(a)					
Category code	Category of Shareholder	Number of Shareholders	Total number of shares	Number of shares held in dematerialized form	Total shareholding as a		Shares Pledged or otherwise
					As a percentage of(A+B) ¹	percentage of (A+B+C)	
(A)	Shareholding of Promoter and Promoter Group ²						
1	Indian						
(a)	Individuals / Hindu Undivided Family	3	3000	0	0.04	0.04	0
(b)	Central Government / State Government(s)	0	0	0	0.00	0.00	0
(c)	Bodies Corporate	0	0	0	0.00	0.00	0
(d)	Financial Institutions / Banks	0	0	0	0.00	0.00	0
(e)	Any Others(Specify)	0	0	0	0.00	0.00	0
(e-i)							
(e-ii)							
	Sub Total(A)(1)	3	3000	0	0.04	0.04	0
2	Foreign						
a	Individuals (Non-Residents Individuals/ Foreign Individuals)	0	0	0	0.00	0.00	0
b	Bodies Corporate	0	0	0	0.00	0.00	0
c	Institutions	0	0	0	0.00	0.00	0
d	Any Others(Specify)	0	0	0	0.00	0.00	0
d-i							
d-ii							



	Sub Total(A)(2)	-	0	0	0	0	-	0.00	0.00	0	0	0.00
	Total Shareholding of Promoter and Promoter Group (A) = (A)(1)+(A)(2)		3	3000	0	0.04	0.04	0	0.00	0	0.00	
(B)	Public shareholding											
1	Institutions											
(a)	Mutual Funds/ UTI		0	0	0	0.00	0.00	0	0.00	0	0.00	
(b)	Financial Institutions / Banks		0	0	0	0.00	0.00	0	0.00	0	0.00	
(c)	Central Government/ State Government(s)		0	0	0	0.00	0.00	0	0.00	0	0.00	
(d)	Venture Capital Funds		0	0	0	0.00	0.00	0	0.00	0	0.00	
(e)	Insurance Companies		0	0	0	0.00	0.00	0	0.00	0	0.00	
(f)	Foreign Institutional Investors		0	0	0	0.00	0.00	0	0.00	0	0.00	
(g)	Foreign Venture Capital Investors		0	0	0	0.00	0.00	0	0.00	0	0.00	
(h)	Any Other (specify)		0	0	0	0.00	0.00	0	0.00	0	0.00	
(h-i)												
(h-ii)												
	Sub-Total (B)(1)		0	0	0	0	0	0	0	0	0	
B 2	Non-institutions											
(a)	Bodies Corporate		56	2262605	2249705	33.89	33.89	0	0.00	0	0.00	
(b)	Individuals	Individuals - i. Individual shareholders holding nominal share capital up to Rs 1 lakh										
I			6200	894400	53050	13.40	13.40	0	0.00	0	0.00	
II	ii. Individual shareholders holding nominal share capital in excess of Rs. 1 lakh.											
			34	2696350	2443450	40.39	40.39	0	0.00	0	0.00	
(c)	Any Other (specify)		0	0	0	0.00	0.00	0	0.00	0	0.00	
(c-i)	Clearing House/Public Trust		0	0	0	0.00	0.00	0	0.00	0	0.00	
(c-ii)	Corporate Bodies-OCB		0	0	0	0.00	0.00	0	0.00	0	0.00	
(c-iii)	Intermediary/ Other Depository A/c		0	0	0	0.00	0.00	0	0.00	0	0.00	
(c-iv)	Hindu Undivided Family		7	340800	340700	5.10	5.10	0	0.00	0	0.00	




(c-v)	Clearing Members/House	13	479245	479245	7.18	- 7.18	0	0.00
(c-vi)	Qualified Foreign Investor- Individual	0	0	0	0.00	0.00	0	0.00
(c-vi)	Qualified Foreign Investor- Corporate	0	0	0	0.00	0.00	0	0.00
(c-vii)	Sub-Total (B)(2)	6310	6673400	5566150	99.96	99.96	0	0.00
(B)	Total Public Shareholding (B)= (B)(1)+(B)(2)	6310	6673400	5566150	99.96	99.96	0	0.00
	TOTAL (A)+(B)	6313	6676400	5566150	100.00	100.00	0	0.00
(C)	Shares held by Custodians and against which Depository Receipts have been issued	0	0	0	0.00	0.00	0	0.00
	GRAND TOTAL (A)+(B)+(C)	6313	6676400	5566150	100.00	100.00	0	0.00

For Jolly Plastic Industries Ltd.

(Director)


(1)(b) Statement showing Shareholding of persons belonging to the category
"Promoter and Promoter Group"

Sr. No.	Name of the shareholder	Total shares held		Shares pledged or otherwise encumbered		
		Number of shares held	As a % of grand total (A) +(B) +(C)	Number	As a percent age	As a % of grand total (A)+(B)+(C) of sub- clause (1)(a)
1	HARSABEN ARVIND KUMAR PATEL	1000	0.01	0	0.00	0.00
2	DHARMESH ARVINDBHAI PATEL	1000	0.01	0	0.00	0.00
3	ARVIND KUMAR M PATEL	1000	0.01	0	0.00	0.00
TOTAL		3000	0.03	0	0.00	0.00



(1)(c)(i) Statement showing holding of securities (including shares, warrants, convertible securities) of persons belonging to the category "Public" and holding more than 1% of the total number of shares

Sr. No.	Name of the shareholder	Number of shares held	Shares as a percentage of total number of shares {i.e., Grand Total (A)+(B)+(C) indicated in Statement at para (1)(a) above}	Details of warrants		Details of convertible securities		Total shares (including underlying shares assuming full conversion of warrants and convertible securities) as a % of diluted share capital
				Number of warrants held	As a % of total number of warrants of the same class	Number of convertible securities held	% w.r.t total number of convertible securities of the same class	
1	DSE FINANCIAL SERVICES LTD.	346100	5.18	0	0	0	0	0
2	STEADY CAPITAL ADVISORY SERVICES PRIVATE LIMITED	289000	4.33	0	0	0	0	0
3	ANIL BHUTANI	250000	3.74	0	0	0	0	0
4	PREM BHUTANI	250000	3.74	0	0	0	0	0
5	R K STOCKHOLDING PVT. LTD	237000	3.55	0	0	0	0	0
6	SUSHIL KUMAR	231000	3.46	0	0	0	0	0
7	ROSE SERVICED APARTMENTS INDIA PVT LTD	224100	3.36	0	0	0	0	0
8	SHIV KUMAR	203500	3.05	0	0	0	0	0
9	ASHLAR SECURITIES PVT LTD	165800	2.48	0	0	0	0	0
10	NAKUL RAJPAL	150000	2.25	0	0	0	0	0
11	GOGIA CAPITAL SERVICES LIMITED	149500	2.24	0	0	0	0	0
12	SUBHASH CHANDER VIJ	144900	2.17	0	0	0	0	0
13	SURE PORTFOLIO SERVICES PRIVATE LIMITED	136205	2.04	0	0	0	0	0
14	SMVD SECURITIES PVT LTD.	135000	2.02	0	0	0	0	0
15	SHRIDHAR FINANCIAL SERVICES LTD	111200	1.67	0	0	0	0	0
16	DINESH SACHDEVA	100000	1.50	0	0	0	0	0
17	NARESH KUMAR ARORA	100000	1.50	0	0	0	0	0
18	MUKESH KUMAR GOSWAMI	100000	1.50	0	0	0	0	0




(1)(c)(ii) Statement showing holding of securities (including shares, warrants, convertible securities) of persons (together with PAC) belonging to the category "Public" and holding more than 5% of the total number of shares of the company

Sr. No.	Name(s) of the shareholder(s) and the Persons Acting in Concert (PAC) with them	Number of shares	Shares as a percentage of total number of shares {i.e., Grand Total (A)+(B)+(C) indicated in Statement at para (1)(a) above}	Details of warrants		Details of convertible securities held		Total shares (including underlying shares assuming full conversion of warrants and convertible securities) as a % of diluted share capital
				Number of warrants	As a % total number of warrants of the same class	Number of convertible securities held	% w.r.t total number of convertible securities of the same class	
1	DSE FINANCIAL SERVICES LTD.	346100	5.18	0	0	0	0	0
	TOTAL	346100	5.18	0	0	0	0	0

(1)(c) Statement showing details of locked-in shares

Sr. No.	Name of the shareholder	Number of locked-in shares	Locked-in shares as a percentage of total number of shares {i.e., Grand Total (A)+(B)+(C) indicated in Statement at para (1)(a) above}
1	NIL	NIL	NIL
	TOTAL	NIL	NIL





(II)(a) Statement showing details of Depository Receipts (DRs)

Sr. No.	Type of outstanding DR (ADRs, GDRs, SDRs, etc.)	Number of outstanding DRs	Number of shares underlying outstanding DRs	Shares underlying outstanding DRs as a percentage of total number of shares {i.e., Grand Total (A)+(B)+(C) indicated in Statement at para (I)(a) above}
1	NOT APPLICABLE	0	0	0.00
TOTAL		0	0	0.00

(II)(b) Statement showing holding of Depository Receipts (DRs), where underlying shares held by "promoter/promoter group" are in excess of 1% of the total number of shares

Sr. No.	Name of the DR Holder	Type of outstanding DR (ADRs, GDRs, SDRs, etc.)	Number of shares underlying outstanding DRs	Shares underlying outstanding DRs as a percentage of total number of shares {i.e., Grand Total (A)+(B)+(C) indicated in Statement at para (I)(a) above}
1	NOT APPLICABLE	0	0	0.00
TOTAL		0	0	0.00


For Jolly Plastics Industries Ltd.

(Director)