

(1) (a) Statement showing Shareholding Pattern

Name of the Company : JOLLY PLASTIC INDUSTRIES LIMITED

Scrip Code : 507968

Scrip ID:JOLYPLS


Class of Security : Equity Share

Quarter Ended : 31st December 2013

Partly paid-up shares :	No. of partly paid up shares	As a % of total no. of partly paid-up shares	As a % of total no. of shares of the Company
Held by Promoter / Promoters Group	NIL	N.A.	N.A.
Held by Public	NIL	N.A.	N.A.
Total	NIL	N.A.	N.A.
Outstanding convertible securities :	No. of outstanding securities	As a % of total no. of outstanding convertible securities	As a % of total no. of shares of the Company, assuming full conversion of the convertible securities
Held by Promoter / Promoters Group	NIL	N.A.	N.A.
Held by Public	NIL	N.A.	N.A.
Total	NIL	N.A.	N.A.
Warrants :	No. of warrants	As a % of total no. of warrants	As a % of total no. of shares of the Company, assuming full conversion of warrants
Held by Promoter / Promoters Group	NIL	N.A.	N.A.
Held by Public	NIL	N.A.	N.A.
Total	NIL	N.A.	N.A.

Total paid up capital of the Company  
assuming full conversion of warrants  
and convertible securities

Rs. 66,764,00  
(divided into 66,76,40 Equity  
Shares of Rs. 10/- each)



## Statement Showing Shareholding Pattern

Name of the Company :

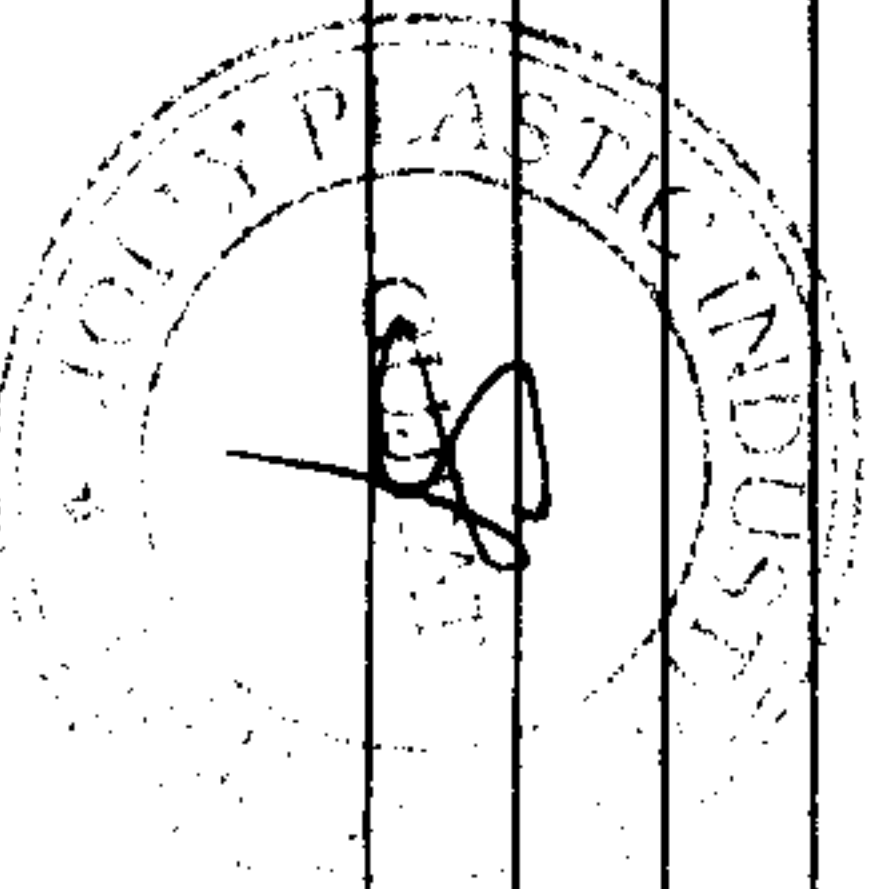
JOLLY PLASTIC INDUSTRIES LIMITED

Scrip Code : 507968

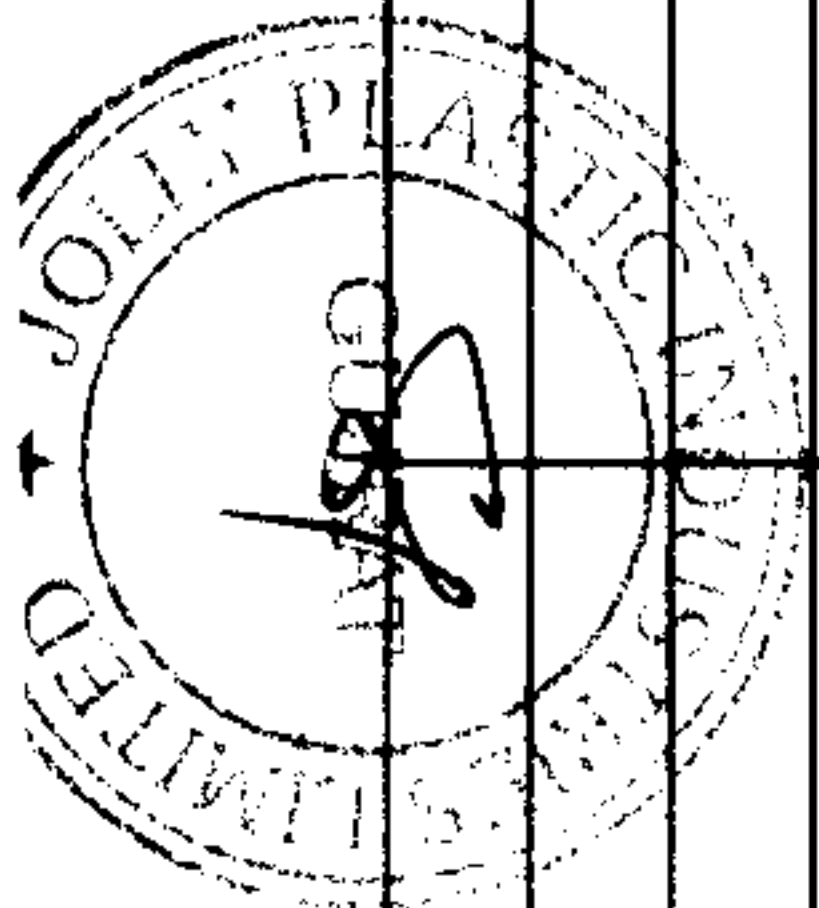
Quarter Ended : 31st Decemeber 2013

Table (I)(a)

Category code	Category of Shareholder	Number of Shareholders	Total number of shares	Number of shares held in dematerialized form	Total shareholding as a		Number of shares	As a percentage
					As a percentage of(A+B) <sup>1</sup>	percentage of (A+B+C)		
(A)	Shareholding of Promoter and Promoter Group <sup>2</sup>							
1	Indian							
(a)	Individuals/ Hindu Undivided Family	3	3000	0	0.04	0.04	0	0.00
(b)	Central Government/ State Government(s)	0	0	0	0.00	0.00	0	0.00
(c)	Bodies Corporate	0	0	0	0.00	0.00	0	0.00
(d)	Financial Institutions/ Banks	0	0	0	0.00	0.00	0	0.00
(e)	Any Others(Specify)	0	0	0	0.00	0.00	0	0.00
(e-i)								
(e-ii)								
	Sub Total(A)(1)	3	3000	0	0.04	0.04	0	0.00
2	Foreign							
a	Individuals (Non-Residents Individuals/ Foreign Individuals)	0	0	0	0.00	0.00	0	0.00
b	Bodies Corporate	0	0	0	0.00	0.00	0	0.00
c	Institutions	0	0	0	0.00	0.00	0	0.00
d	Any Others(Specify)	0	0	0	0.00	0.00	0	0.00
d-i								
d-ii								




	Sub Total(A)(2)	0	0	0	0	0.00	0.00	0	0.00
	Total Shareholding of Promoter and Promoter Group (A) = (A)(1)+(A)(2)	3	3000	0	0	0.04	0.04	0	0.00
(B)	Public shareholding								
1	Institutions								
(a)	Mutual Funds/ UTI	0	0	0	0	0.00	0.00	0	0.00
(b)	Financial Institutions / Banks	0	0	0	0	0.00	0.00	0	0.00
(c)	Central Government / State Government(s)	0	0	0	0	0.00	0.00	0	0.00
(d)	Venture Capital Funds	0	0	0	0	0.00	0.00	0	0.00
(e)	Insurance Companies	0	0	0	0	0.00	0.00	0	0.00
(f)	Foreign Institutional Investors	0	0	0	0	0.00	0.00	0	0.00
(g)	Foreign Venture Capital Investors	0	0	0	0	0.00	0.00	0	0.00
(h)	Any Other (specify)	0	0	0	0	0.00	0.00	0	0.00
(h-i)									
(h-ii)									
	Sub-Total (B)(1)	0	0	0	0	0	0	0	0
B 2	Non-institutions								
(a)	Bodies Corporate	71	2389150	2362850		35.79	35.79	0	0.00
(b)	Individuals								
	Individuals -i. Individual shareholders holding nominal share capital up to Rs 1 lakh								
I		6231	915900	64150		13.72	13.72	0	0.00
II	ii. Individual shareholders holding nominal share capital in excess of Rs. 1 lakh.								
(c)	Any Other (specify)	33	2710950	2274450		40.60	40.60	0	0.00
(c-i)	Clearing House/Public Trust	0	0	0	0	0.00	0.00	0	0.00
(c-ii)	Corporate Bodies-OCB	0	0	0	0	0.00	0.00	0	0.00
(c-iii)	Intermediary/ Other Depository A/c	0	0	0	0	0.00	0.00	0	0.00
(c-iv)	Hindu Undivided Family	6	340400	340300		5.10	5.10	0	0.00




(c-v)	Clearing Members/House	19	317000	317000	4.75	4.75	0	0.00
(c-vi)	Qualified Foreign Investor- Individual	0	0	0	0.00	0.00	0	0.00
(c-vii)	Qualified Foreign Investor- Corporate	0	0	0	0.00	0.00	0	0.00
	Sub-Total (B)(2)	6360	6673400	5358750	99.96	99.96	0	0.00
(B)	Total Public Shareholding (B)= (B)(1)+(B)(2)	6360	6673400	5358750	99.96	99.96	0	0.00
	TOTAL (A)+(B)	6363	6676400	5358750	100.00	100.00	0	0.00
(C)	Shares held by Custodians and against which Depository Receipts have been issued	0	0	0	0.00	0.00	0	0.00
	GRAND TOTAL (A)+(B)+(C)	6363	6676400	5358750	100.00	100.00	0	0.00

For Jolly Plastic Industries Ltd.


  
 (Director)


(1)(b) Statement showing Shareholding of persons belonging to the category  
"Promoter and Promoter Group"

Sr. No.	Name of the shareholder	Total shares held		Shares pledged or otherwise encumbered		
		Number of shares held	As a % of grand total (A) + (B) + (C)	Number	As a percent age	As a % of grand total (A)+(B)+(C) of sub-clause (1)(a)
1	HARSABEN ARVIND KUMAR PATEL	1000	0.01	0	0.00	0.00
2	DHARMESH ARVINDBHAI PATEL	1000	0.01	0	0.00	0.00
3	ARVIND KUMAR M PATEL	1000	0.01	0	0.00	0.00
<b>TOTAL</b>		<b>3000</b>	<b>0.03</b>	<b>0</b>	<b>0.00</b>	<b>0.00</b>




**(D)(c)(i) Statement showing holding of securities (including shares, warrants, convertible securities) of persons belonging to the category "Public" and holding more than 1% of the total number of shares**

Sr. No.	Name of the shareholder	Number of shares held	Shares as a percentage of total number of shares {i.e., Grand Total (A)+(B)+(C) indicated in Statement at para (I)(a) above}	Details of warrants		Details of convertible		Total shares (including underlying shares assuming full conversion of warrants and convertible securities) as a % of diluted share capital
				Number of warrants held	As a % total number of warrants of the same class	Number of convertible securities held	% w.r.t total number of convertible securities of the same class	
1	ASHLAR SECURITIES PVT LTD	255300	3.82	0	0	0	0	0
2	ANIL BHUTANI	250000	3.74	0	0	0	0	0
3	PREM BHUTANI	250000	3.74	0	0	0	0	0
4	ROSE SERVICED APARTMENTS INDIA PVT LTD	224100	3.36	0	0	0	0	0
5	HARSHA GOYAL	205900	3.08	0	0	0	0	0
6	MASTER CAPITAL SERVICES LIMITED	195900	2.93	0	0	0	0	0
7	DSE FINANCIAL SERVICES LIMITED	195500	2.93	0	0	0	0	0
8	VERTEX DRUGS PRIVATE LIMITED	155000	2.32	0	0	0	0	0
9	NAKUL RAJPAL	150000	2.25	0	0	0	0	0
10	SUBHASH CHANDER VIJ	145000	2.17	0	0	0	0	0
11	SUSHILA GOYAL	131900	1.98	0	0	0	0	0
12	SMVD SEURITIES PVT LTD	124600	1.87	0	0	0	0	0
13	SHRIDHAR FIANCIAL SERVICES LIMITED	111200	1.67	0	0	0	0	0
14	DINESH SACHDEVA	100000	1.50	0	0	0	0	0
15	NARESH KUMAR ARORA	100000	1.50	0	0	0	0	0
16	MUKESH KUMAR GOSWAMI	100000	1.50	0	0	0	0	0
17	NARENDRA ARORA	100000	1.50	0	0	0	0	0
18	MUKESH ARORA	100000	1.50	0	0	0	0	0
19	BADAL MAHESHWARI	100000	1.50	0	0	0	0	0
20	SUBODH KUMAR MAHESHWARI	100000	1.50	0	0	0	0	0
21	WEL INTERTRADE PRIVATE LIMITED	95000	1.42	0	0	0	0	0
22	PACE STOCK BROKING SERVICES PVT LTD	90600	1.36	0	0	0	0	0
23	MEENA TANEJA	89000	1.33	0	0	0	0	0
24	SHANTI LAL PORWAL	86100	1.29	0	0	0	0	0
25	ASHOK ARORA & SONS	85000	1.27	0	0	0	0	0
26	SIDDHANT TANEJA	85000	1.27	0	0	0	0	0
27	VARUN KUMAR	80000	1.20	0	0	0	0	0




28	SHERUL PORWAL	76600	1.15	0	0	0	0	0	0
29	PUMMY GARMENTS PRIVATE LIMITED	73150	1.10	0	0	0	0	0	0
30	DECENT FINANCIAL SERVICES LIMITED	72200	1.08	0	0	0	0	0	0
31	ANITA SAPRA	72000	1.08	0	0	0	0	0	0
32	RAKESH RELAN	71000	1.06	0	0	0	0	0	0
33	SHIV KUMAR GUPTA	69000	1.03	0	0	0	0	0	0
<b>TOTAL</b>		<b>4139050</b>	<b>61.99</b>	<b>0.00</b>	<b>0.00</b>	<b>0.00</b>	<b>0.00</b>	<b>0.00</b>	<b>0.00</b>



(I)(c)(ii) Statement showing holding of securities (including shares, warrants, convertible securities) of persons (together with PAC) belonging to the category "Public" and holding more than 5% of the total number of shares of the company

Sr. No.	Name(s) of the shareholder(s) and the Persons Acting in Concert (PAC) with them	Number of shares	Shares as a percentage of total number of shares {i.e., Grand Total (A)+(B)+(C) indicated in Statement at para (I)(a) above}	Details of warrants		Details of convertible securities held		Total shares (including underlying shares assuming full conversion of warrants and convertible securities) as a % of diluted share capital
				Number of warrants	As a % total number of warrants of the same class	Number of convertible securities held	% w.r.t total number of convertible securities of the same class	
1	NOT APPLICABLE	nil	nil	nil	nil	nil	nil	nil
<b>TOTAL</b>		nil	nil	nil	nil	nil	nil	nil





(1)(d) Statement showing details of locked-in shares

Sr. No.	Name of the shareholder	Number of locked-in shares	Locked-in shares as a percentage of total number of shares {i.e., Grand Total (A)+(B)+(C) indicated in Statement at para (1)(a) above}
1	NOT APPLICABLE	NIL	
TOTAL		NIL	NIL



(II)(a) Statement showing details of Depository Receipts (DRs)

Sr. No.	Type of outstanding DR (ADRs, GDRs, SDRs, etc.)	Number of outstanding DRs	Number of shares underlying outstanding DRs	Shares underlying outstanding DRs as a percentage of total number of shares {i.e., Grand Total (A)+(B)+(C) indicated in Statement at para (I)(a) above}
1	NOT APPLICABLE	0	0	0.00
TOTAL		0	0	0.00

(II)(b) Statement showing holding of Depository Receipts (DRs), where underlying shares held by "promoter/promoter group" are in excess of 1% of the total number of shares

Sr. No.	Name of the DR Holder	Type of outstanding DR (ADRs, GDRs, SDRs, etc.)	Number of shares underlying outstanding DRs	Shares underlying outstanding DRs as a percentage of total number of shares {i.e., Grand Total (A)+(B)+(C) indicated in Statement at para (I)(a) above}
1	NOT APPLICABLE	0	0	0.00
TOTAL		0	0	0.00

For Jolly Plastics Industries Ltd.

