

Statement Showing Shareholding Pattern

Name of the Company :

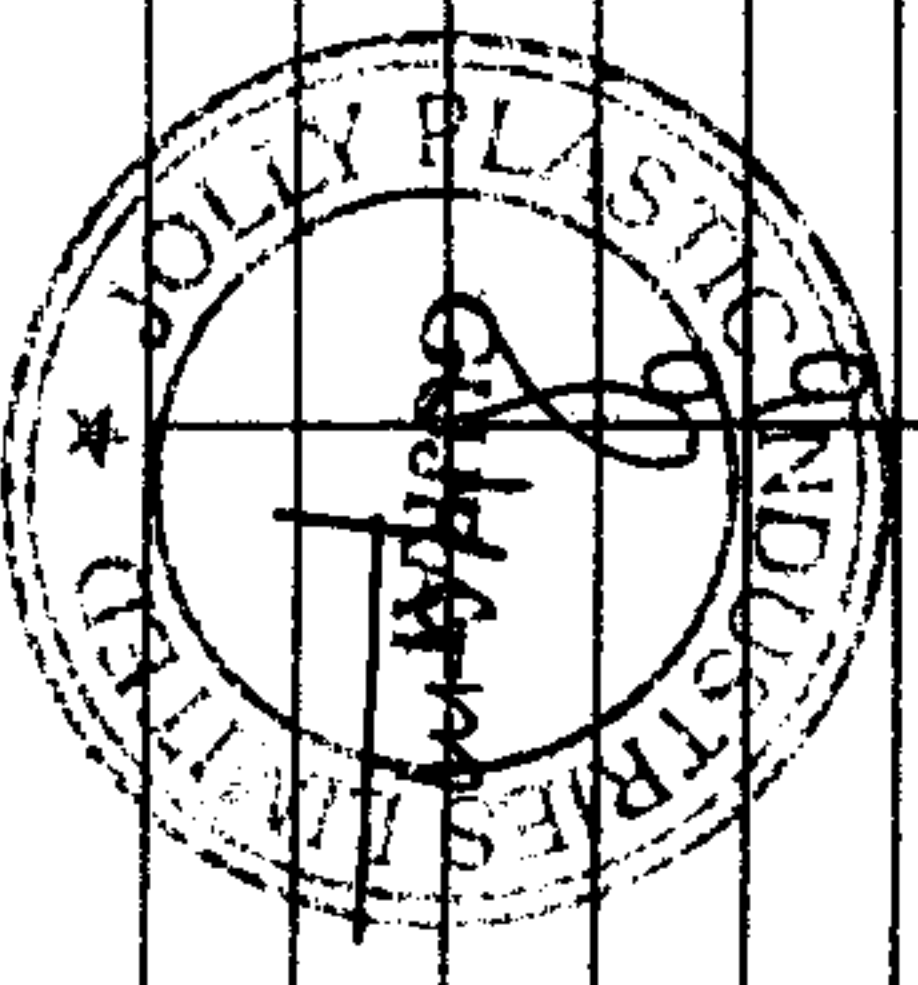
JOLLY PLASTIC INDUSTRIES LIMITED

Scrip Code : 507968


Quarter Ended : 30th June, 2013

Table (I)(a)

Category code	Category of Shareholder	Number of Shareholders	Total number of shares	Number of shares held in dematerialized form	Total shareholding as a		Number of shares	As a percentage
					As a percentage of(A+B) <sup>1</sup>	As a percentage of (A+B+C)		
(A)	Shareholding of Promoter and Promoter Group <sup>2</sup>							
1	Indian							
(a)	Individuals/ Hindu Undivided Family	3	136050	0	2.04	2.04	0	0.00
(b)	Central Government/ State Government(s)	0	0	0	0.00	0.00	0	0.00
(c)	Bodies Corporate	0	0	0	0.00	0.00	0	0.00
(d)	Financial Institutions/ Banks	0	0	0	0.00	0.00	0	0.00
(e)	Any Others(Specify)	0	0	0	0.00	0.00	0	0.00
(e-i)								
(e-ii)								
	Sub Total(A)(1)	3	136050	0	2.04	2.04	0	0.00
2	Foreign							
a	Individuals (Non-Residents Individuals/ Foreign Individuals)	0	0	0	0.00	0.00	0	0.00
b	Bodies Corporate	0	0	0	0.00	0.00	0	0.00
c	Institutions	0	0	0	0.00	0.00	0	0.00
d	Any Others(Specify)	0	0	0	0.00	0.00	0	0.00
d-i								
d-ii								




	Sub Total(A)(2)	0	0	0	0	0.00	0	0.00	0	0.00
	Total Shareholding of Promoter and Promoter Group (A)= (A)(1)+(A)(2)	3	136050	0	0	2.04	0	2.04	0	0.00
(B)	Public shareholding									
1	Institutions									
(a)	Mutual Funds/ UTI	0	0	0	0	0.00	0	0.00	0	0.00
(b)	Financial Institutions / Banks	0	0	0	0	0.00	0	0.00	0	0.00
(c)	Central Government/ State Government(s)	0	0	0	0	0.00	0	0.00	0	0.00
(d)	Venture Capital Funds	0	0	0	0	0.00	0	0.00	0	0.00
(e)	Insurance Companies	0	0	0	0	0.00	0	0.00	0	0.00
(f)	Foreign Institutional Investors	0	0	0	0	0.00	0	0.00	0	0.00
(g)	Foreign Venture Capital Investors	0	0	0	0	0.00	0	0.00	0	0.00
(h)	Any Other (specify)	0	0	0	0	0.00	0	0.00	0	0.00
(h-i)										
(h-ii)										
	Sub-Total (B)(1)	0	0	0	0	0	0	0	0	0
B 2	Non-institutions									
(a)	Bodies Corporate	36	74800	45500	1.12	1.12	0	1.12	0	0.00
(b)	Individuals									
	Individuals -i. Individual shareholders holding nominal share capital up to Rs 1 lakh									
I		6486	940050	51500	14.07	14.07	0	14.07	0	0.00
II	ii. Individual shareholders holding nominal share capital in excess of Rs. 1 lakh.									
(c)	Any Other (specify)	47	5119200	76.68	76.68	76.68	0	76.68	0	0.00
	NRI	0	0	0	0.00	0.00	0	0.00	0	0.00
(c-i)	Clearing House/Public Trust	0	0	0	0.00	0.00	0	0.00	0	0.00
(c-ii)	corporate Bodies-OCB	0	0	0	0.00	0.00	0	0.00	0	0.00
(c-iii)	Intermediary/ Other Depository A/c	0	0	0	0.00	0.00	0	0.00	0	0.00


  
 Registrar of Companies  
 Mumbai

(c- iv)	Hindu Undivided Family	11	405700	405600	6.08	6.08	0	0.00
(c-v)	Clearing Members/House	6	600	600	0.01	0.01	0	0.00
(c-vi)	Qualified Foreign Investor- Individual	0	0	0	0.00	0.00	0	0.00
(c- vii)	Qualified Foreign Investor- Corporate	0	0	0	0.00	0.00	0	0.00
	<b>Sub-Total (B)(2)</b>	<b>6586</b>	<b>6540350</b>	<b>2953200</b>	<b>97.96</b>	<b>97.96</b>	<b>0</b>	<b>0.00</b>
<b>(B)</b>	<b>Total Public Shareholding (B)= (B)(1)+(B)(2)</b>	<b>6586</b>	<b>6540350</b>	<b>2953200</b>	<b>97.96</b>	<b>97.96</b>	<b>0</b>	<b>0.00</b>
	<b>TOTAL (A)+(B)</b>	<b>6589</b>	<b>6676400</b>	<b>2953200</b>	<b>100.00</b>	<b>100.00</b>	<b>0</b>	<b>0.00</b>
<b>(C)</b>	Shares held by Custodians and against which Depository Receipts have been issued	<b>0</b>	<b>0</b>	<b>0</b>	<b>0.00</b>	<b>0.00</b>	<b>0</b>	<b>0.00</b>
	<b>GRAND TOTAL (A)+(B)+(C)</b>	<b>6589</b>	<b>6676400</b>	<b>2953200</b>	<b>100.00</b>	<b>100.00</b>	<b>0</b>	<b>0.00</b>

For Jolly Bubbles Industries Ltd.




(Director)



(I)(b) Statement showing Shareholding of persons belonging to the category  
"Promoter and Promoter Group"

Sr. No.	Name of the shareholder	Total shares held		Shares pledged or	
		Number of shares held	As a % of grand total (A) + (B)	Number	As a % of grand total (A)+(B)+(C)
1	HARSABEN ARVIND KUMAR PATEL	37700	0.56	0	0.00
2	DHARMESH ARVINDBHAI PATEL	39400	0.59	0	0.00
3	ARVIND KUMAR M PATEL	58950	0.88	0	0.00
<b>TOTAL</b>		<b>136050</b>	<b>2.04</b>	<b>0</b>	<b>0.00</b>



(D)(c)(i) Statement showing holding of securities (including shares, warrants, convertible securities) of persons belonging to the category "Public" and holding more than 1% of the total number of shares

Sr. No.	Name of the shareholder	Number of shares held	Shares as a percentage of total number of shares {i.e., Grand Total (A)+(B)+(C) indicated in Statement at para (D)(a) above}	Details of warrants		Details of convertible securities		Total shares (including underlying shares assuming full conversion of warrants and convertible securities) as a % of diluted share capital
				Number of warrants held	As a % total number of warrants of the same class	Number of convertible securities held	% w.r.t total number of convertible securities of the same class	
1	Prem Bhutani	250000	3.74	0	0	0	0	0
2	Anil Bhutani	250000	3.74	0	0	0	0	0
3	Shanti lal Porwal	200000	3.00					
4	Raj kumar sapra	150000	2.25	0	0	0	0	0
5	Saurav Vig	150000	2.25	0	0	0	0	0
6	Subhash Chand Vij	150000	2.25	0	0	0	0	0
7	Ritu Sapra	150000	2.25	0	0	0	0	0
8	Monica Anand	150000	2.25	0	0	0	0	0
9	Manoj Anand	150000	2.25	0	0	0	0	0
10	Nakul Rajpal	150000	2.25	0	0	0	0	0
11	Sunil Mittal	150000	2.25	0	0	0	0	0
12	Ashish Mittal	150000	2.25	0	0	0	0	0
13	Sherul Porwal	100000	1.50	0	0	0	0	0
14	Ashok Arora & Sons	100000	1.50	0	0	0	0	0
15	Shiv Kumar Gupta	100000	1.50	0	0	0	0	0
16	Dinesh Sachdeva	100000	1.50	0	0	0	0	0
17	Meena Taneja	100000	1.50	0	0	0	0	0
18	Naresh Kumar Arora	100000	1.50	0	0	0	0	0
19	Mukesh Kumar Goswami	100000	1.50	0	0	0	0	0
20	Anita Sapra	100000	1.50	0	0	0	0	0
21	Lalit Kumar Sapra	100000	1.50	0	0	0	0	0
22	Sanjay Taneja	100000	1.50	0	0	0	0	0








(l)(d) Statement showing details of locked-in shares

Sr. No.	Name of the shareholder	Number of locked-in shares	Locked-in shares as a percentage of total number of shares {i.e., Grand Total (A)+(B)+(C) indicated in Statement at para (l)(a) above}
1	Raj Kumar Sapra	150000	2.25
2	Saurav Vij	150000	2.25
3	Ritu Sapra	150000	2.25
4	Sherul Porwal	100000	1.50
5	Shanti Lal Porwal (HUF)	100000	1.50
6	Shanti Lal Porwal	100000	1.50
7	Ashok Arora & Sons	100000	1.50
8	Shiv Kumar Gupta (HUF)	100000	1.50
9	Meena Taneja	100000	1.50
10	Dinesh Kumar	100000	1.50
11	Naresh Kumar Arora	100000	1.50
12	Mukesh Arora	100000	1.50
13	Anita Sapra	100000	1.50
14	Lalit Kumar Sapra	100000	1.50
15	Sanjay Taneja	100000	1.50
16	Siddhant Taneja	100000	1.50
17	Narender Arora	100000	1.50
18	varun kumar	100000	1.50
19	Sandeep Taneja	100000	1.50
20	Dinesh Kumar Sachdeva	100000	1.50
21	Mukesh Arora	100000	1.50
22	Pankaj Verma	100000	1.50
	total	2350000	35.25






(II)(a) Statement showing details of Depository Receipts (DRs)

Sr. No.	Type of outstanding DR (ADRs, GDRs, SDRs, etc.)	Number of outstanding DRs	Number of shares underlying outstanding DRs	Shares underlying outstanding DRs as a percentage of total number of shares {i.e., Grand Total (A)+(B)+(C) indicated in Statement at para (I)(a) above}
1	NOT APPLICABLE	0	0	0.00
TOTAL		0	0	0.00

(II)(b) Statement showing holding of Depository Receipts (DRs), where underlying shares held by "promoter/promoter group" are in excess of 1% of the total number of shares

Sr. No.	Name of the DR Holder	Type of outstanding DR (ADRs, GDRs, SDRs, etc.)	Number of shares underlying outstanding DRs	Shares underlying outstanding DRs as a percentage of total number of shares {i.e., Grand Total (A)+(B)+(C) indicated in Statement at para (I)(a) above}
1	NOT APPLICABLE	0	0	0.00
TOTAL		0	0	0.00

For Jolly Plastics Industries Ltd.

  
(Director)