

(1) (a) Statement showing Shareholding Pattern

Name of the Company : JOLLY PLASTIC INDUSTRIES LIMITED

Scrip Code : 507968

Scrip ID: JOLYPLS


Class of Security : Equity Share

Quarter Ended : 31st December 2014


| Partly paid-up shares : | No. of partly paid up shares | As a % of total no. of partly paid-up shares | As a % of total no. of shares of the Company |
|---|--------------------------------------|--|--|
| Held by Promoter / Promoters Group | NIL | N.A. | N.A. |
| Held by Public | NIL | N.A. | N.A. |
| Total | NIL | N.A. | N.A. |
| Outstanding convertible securities : | No. of outstanding securities | As a % of total no. of outstanding convertible securities | As a % of total n.o. of shares of the Company, assuming full conversion of the convertible securities |
| Held by Promoter / Promoters Group | NIL | N.A. | N.A. |
| Held by Public | NIL | N.A. | N.A. |
| Total | NIL | N.A. | N.A. |
| Warrants : | No. of warrants | As a % of total no. of warrants | As a % of total no. of shares of the Company, assuming full conversion of warrants |
| Held by Promoter / Promoters Group | NIL | N.A. | N.A. |
| Held by Public | NIL | N.A. | N.A. |
| Total | NIL | N.A. | N.A. |
| Total paid up capital of the Company Rs. 66,764,000 (divided into 66,76,400 assuming full conversion of warrants and convertible securities Equity Shares of Rs. 10/- each) | | | |



| | | Statement Showing Shareholding Pattern | | | | | | | |
|---------------|--|--|------------------------|--|---------------------------------------|-----------------------|---------------------------------------|-----------------|--|
| | | JOLLY PLASTIC INDUSTRIES LIMITED | | | | | | | |
| | | Quarter Ended : 31st December 2014 | | | | | | | |
| | | Scrip Code : 507968 | | | | | | | |
| | | Table (I)(a) | | | | | | | |
| Category code | Category of Shareholder | Number of Shareholders | Total number of shares | Number of shares held in dematerialized form | Total shareholding as a | | Number of shares pledged or otherwise | As a percentage | |
| | | | | | As a percentage of (A+B) ¹ | percentage of (A+B+C) | | | |
| (A) | Shareholding of Promoter and Promoter Group ² | | | | | | | | |
| 1 | Indian | | | | | | | | |
| (a) | Individuals/ Hindu Undivided Family | | | | | | | | |
| (b) | Central Government/ State Government(s) | 3 | 3000 | 0 | 0.04 | 0.04 | 0 | 0.00 | |
| (c) | Bodies Corporate | 0 | 0 | 0 | 0.00 | 0.00 | 0 | 0.00 | |
| (d) | Financial Institutions/ Banks | 0 | 0 | 0 | 0.00 | 0.00 | 0 | 0.00 | |
| (e) | Any Others(Specify) | 0 | 0 | 0 | 0.00 | 0.00 | 0 | 0.00 | |
| (e-i) | | | | | | | | | |
| (e-ii) | | | | | | | | | |
| | Sub Total(A)(1) | 3 | 3000 | 0 | 0.04 | 0.04 | 0 | 0.00 | |
| 2 | Foreign | | | | | | | | |
| a | Individuals (Non-Residents Individuals/ Foreign Individuals) | 0 | 0 | 0 | 0.00 | 0.00 | 0 | 0.00 | |
| b | Bodies Corporate | 0 | 0 | 0 | 0.00 | 0.00 | 0 | 0.00 | |
| c | Institutions | 0 | 0 | 0 | 0.00 | 0.00 | 0 | 0.00 | |
| d | Any Others(Specify) | 0 | 0 | 0 | 0.00 | 0.00 | 0 | 0.00 | |
| d-i | | | | | | | | | |
| d-ii | | | | | | | | | |
| | Sub Total(A)(2) | 0 | 0 | 0 | 0.00 | 0.00 | 0 | 0.00 | |



| | | | | | | | | | |
|---------|--|------|---------|---------|---|--------|--------|---|------|
| (c) | Any Other (specify) | 0 | 0 | 0 | 0 | 0.00 | 0.00 | 0 | 0.00 |
| (c-i) | Clearing House/Public Trust | 0 | 0 | 0 | 0 | 0.00 | 0.00 | 0 | 0.00 |
| (c-ii) | corporate Bodies-OCB | 0 | 0 | 0 | 0 | 0.00 | 0.00 | 0 | 0.00 |
| (c-iii) | Intermediary/ Other Depository A/c | 0 | 0 | 0 | 0 | 0.00 | 0.00 | 0 | 0.00 |
| (c-iv) | Hindu Undivided Family | 9 | 176100 | 176000 | 0 | 2.64 | 2.64 | 0 | 0.00 |
| (c-v) | Clearing Members/House | 1 | 11400 | 11400 | 0 | 0.17 | 0.17 | 0 | 0.00 |
| (c-vi) | Qualified Foreign Investor - Individual | 0 | 0 | 0 | 0 | 0.00 | 0.00 | 0 | 0.00 |
| (c-vii) | Qualified Foreign Investor - Corporate | 0 | 0 | 0 | 0 | 0.00 | 0.00 | 0 | 0.00 |
| | Sub-Total (B)(2) | 6252 | 6673400 | 5644950 | 0 | 99.96 | 99.96 | 0 | 0.00 |
| | Total Public Shareholding (B)= (B)(1)+(B)(2) | 6252 | 6673400 | 5644950 | 0 | 99.96 | 99.96 | 0 | 0.00 |
| | TOTAL (A)+(B) | 6255 | 6676400 | 5644950 | 0 | 100.00 | 100.00 | 0 | 0.00 |
| (C) | Shares held by Custodians and against Depository Receipts have been issued which | 0 | 0 | 0 | 0 | 0.00 | 0.00 | 0 | 0.00 |
| | GRAND TOTAL (A)+(B)+(C) | 6255 | 6676400 | 5644950 | 0 | 100.00 | 100.00 | 0 | 0.00 |



For Jolly Plastic Industries Ltd.


(1)(b) Statement showing Shareholding of persons belonging to the category "Promoter and Promoter Group"

| Sr. No. | Name of the shareholder | Total shares held | | Shares pledged or otherwise encumbered | |
|--------------|-----------------------------|-----------------------|---------------------------------------|--|--|
| | | Number of shares held | As a % of grand total (A) + (B) + (C) | Number | As a percentage (A)+(B)+(C) of sub-clause (1)(a) |
| 1 | HARSABEN ARVIND KUMAR PATEL | 1000 | 0.01 | 0 | 0.00 |
| 2 | DHARMESH ARVINDBHAI PATEL | 1000 | 0.01 | 0 | 0.00 |
| 3 | ARVIND KUMAR M PATEL | 1000 | 0.01 | 0 | 0.00 |
| TOTAL | | 3000 | 0.03 | 0 | 0.00 |



(I)(c)(i) Statement showing holding of securities (including shares, warrants, convertible securities) of persons belonging to the category "Public" and holding more than 1% of the total number of shares

| Sr. No. | Name of the shareholder | Number of shares held | Shares as a percentage of total number of shares {i.e., Grand Total (A)+(B)+(C) indicated in Statement at para (I)(a) above} | Details of warrants | | Details of convertible securities | | Total shares (including underlying shares assuming full conversion of warrants and convertible securities) as a % of diluted share capital |
|---------|--|-----------------------|--|-------------------------|---|---------------------------------------|--|--|
| | | | | Number of warrants held | As a % total number of warrants of the same class | Number of convertible securities held | % w.r.t total number of convertible securities of the same class | |
| 1 | SOUTH ASIAN STOCKS LIMITED | 850400 | 12.74 | 0 | 0 | 0 | 0 | 0 |
| 2 | VERTEX DRUGS PRIVATE LIMITED | 453200 | 6.79 | 0 | 0 | 0 | 0 | 0 |
| 3 | STEADY CAPITAL ADVISORY SERVICES PRIVATE LIMITED | 339000 | 5.08 | 0 | 0 | 0 | 0 | 0 |
| 4 | SURE PORTFOLIO SERVICES PRIVATE LIMITED | 326205 | 4.89 | 0 | 0 | 0 | 0 | 0 |
| 5 | VENUS INSEC PRIVATE LIMITED | 372100 | 5.57 | 0 | 0 | 0 | 0 | 0 |
| 6 | SHIV KUMAR | 273500 | 4.10 | 0 | 0 | 0 | 0 | 0 |
| 7 | SUSHIL KUMAR | 259500 | 3.89 | 0 | 0 | 0 | 0 | 0 |
| 8 | COMPETENT FINMAN PVT. LTD | 215600 | 3.23 | 0 | 0 | 0 | 0 | 0 |
| 9 | SUN RAYS AGRO PRODUCTS PRIVATE LTD. | 167800 | 2.51 | 0 | 0 | 0 | 0 | 0 |
| 10 | SURYA MEDI TECH LIMITED | 243200 | 3.64 | 0 | 0 | 0 | 0 | 0 |
| 11 | ABHINAV LEASING & FINANCE LIMITED | 270200 | 4.05 | 0 | 0 | 0 | 0 | 0 |
| 12 | SHRIDHAR FINANCIAL SERVICES LTD | 145800 | 2.18 | 0 | 0 | 0 | 0 | 0 |
| 13 | RAGHAV BAHL | 127800 | 1.91 | 0 | 0 | 0 | 0 | 0 |
| 14 | RAGHAV BAHL | 122500 | 1.83 | 0 | 0 | 0 | 0 | 0 |
| 15 | CHRISHMATIC DEVELOPERS PVT. LTD. | 79500 | 1.19 | 0 | 0 | 0 | 0 | 0 |
| 16 | MUKESH KUMAR GOSWAMI | 100000 | 1.50 | 0 | 0 | 0 | 0 | 0 |
| 17 | BADAL MAHESHWARI | 100000 | 1.5 | 0 | 0 | 0 | 0 | 0 |
| 18 | SUBODH KUMAR MAHESHWARI | 100000 | 1.5 | 0 | 0 | 0 | 0 | 0 |
| 9 | SHANTI LAL PORWAL | 86100 | 1.29 | 0 | 0 | 0 | 0 | 0 |
| 20 | WOODLIGHT INFRABUILD PVT. LTD. | 81100 | 1.21 | 0 | 0 | 0 | 0 | 0 |
| 21 | SHERUL PORWAL | 76600 | 1.15 | 0 | 0 | 0 | 0 | 0 |
| 22 | SUMIT KUMAR AGARWAL | 71600 | 1.07 | 0 | 0 | 0 | 0 | 0 |
| 23 | SHIV KUMAR GUPTA | 69000 | 1.03 | 0 | 0 | 0 | 0 | 0 |
| | TOTAL | 4930705 | 73.85 | 0 | 0 | 0 | 0 | 0 |




D)(c)(i) Statement showing holding of securities (including shares, warrants, convertible securities) of persons (together with PAC) belonging to the category "Public" and holding more than 5% of the total number of shares of the company

| Sr. No | Name(s) of the shareholder(s) and the Persons Acting in Concert (PAC) with them | Number of shares | Shares as a percentage of total number of shares {i.e., Grand Total (A)+(B)+(C) indicated in Statement at para (I)(a) above} | Details of warrants | | Details of convertible securities | | Total shares (including underlying shares assuming full conversion of warrants and convertible securities) as a % of diluted share capital |
|--------|---|-------------------|--|---------------------|---|---------------------------------------|--|--|
| | | | | Number of warrants | As a % total number of warrants of the same class | Number of convertible securities held | % w.r.t total number of convertible securities of the same class | |
| 1 | SOUTH ASIAN STOCKS LIMITED | 850400.00 | 12.74 | 0 | 0 | 0 | 0 | 0 |
| 2 | VERTEX DRUGS PRIVATE LIMITED | 453200.00 | 6.79 | 0 | 0 | 0 | 0 | 0 |
| 3 | VENUS INSEC PRIVATE LIMITED | 372100.00 | 5.57 | 0 | 0 | 0 | 0 | 0 |
| 4 | STEADY CAPITAL ADVISORY SERVICES PRIVATE LIMITE | 339000.00 | 5.08 | 0 | 0 | 0 | 0 | 0 |
| | TOTAL | 2014700.00 | 30.18 | 0 | 0 | 0 | 0 | 0 |



(1)(d) Statement showing details of locked-in shares

| Sr. No. | Name of the shareholder | Number of locked-in shares | Locked-in shares as a percentage of total number of shares {i.e., Grand Total (A)+(B)+(C) indicated in Statement at para (1)(a) above} |
|---------|-------------------------|----------------------------|--|
| 1 | NIL | NIL | NIL |
| | TOTAL | NIL | NIL |



(II)(a) Statement showing details of Depository Receipts (DRs)

| Sr. No. | Type of outstanding DR (ADRs, GDRs, SDRs, etc.) | Number of outstanding DRs | Number of shares underlying outstanding DRs | Shares underlying outstanding DRs as a percentage of total number of shares {i.e., Grand Total (A)+(B)+(C) indicated in Statement at para (I)(a) above} |
|---------|---|---------------------------|---|---|
| 1 | NOT APPLICABLE | 0 | 0 | 0.00 |
| TOTAL | | 0 | 0 | 0.00 |

(II)(b) Statement showing holding of Depository Receipts (DRs), where underlying shares held by "promoter/promoter group" are in excess of 1% of the total number of shares

| Sr. No. | Name of the DR Holder | Type of outstanding DR (ADRs, GDRs, SDRs, etc.) | Number of shares underlying outstanding DRs | Shares underlying outstanding DRs as a percentage of total number of shares {i.e., Grand Total (A)+(B)+(C) indicated in Statement at para (I)(a) above} |
|---------|-----------------------|---|---|---|
| 1 | NOT APPLICABLE | 0 | 0 | 0.00 |
| TOTAL | | 0 | 0 | 0.00 |

For Jolly Plastics Industries Ltd.

